

TOGETHER, WE CAN DO IT

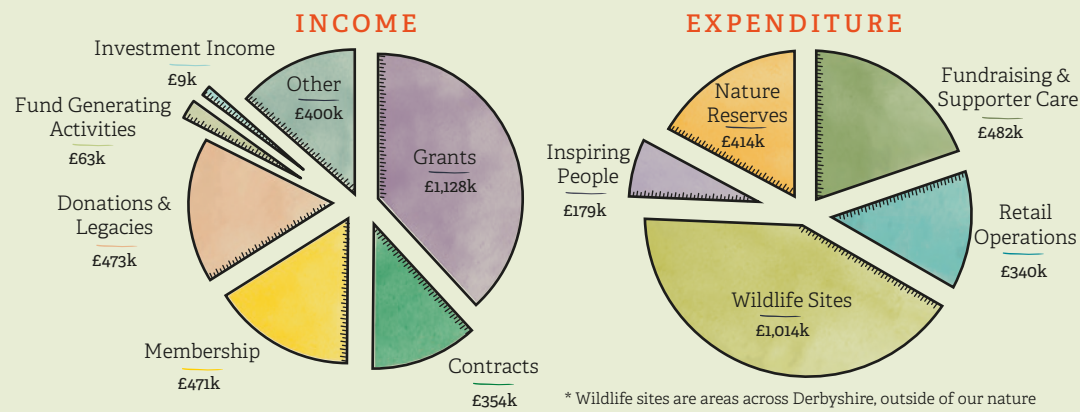
In these page you'll see the impact of our work for nature – made possible by you. From the places saved, wildlife protected or the people inspired & acting for wildlife. Yet, our natural world is still in trouble. Wildlife is disappearing at an alarming rate & we're in a climate crisis. That is why we're calling for at least 33% of Derbyshire be connected & protected for nature's recovery by 2030.



Let's make it happen, together: derbyshirewildlifetrust.org.uk/support/join

FINANCIAL REVIEW 2020 - 2021

For full accounts, annual report, trustee list and funders' information, visit: derbyshirewildlifetrust.org.uk/accounts



* Wildlife sites are areas across Derbyshire, outside of our nature reserves, where we are working to restore and reconnect nature.

Derbyshire Wildlife Trust, Sandy Hill, Main Street, Middleton, Derbyshire DE4 4LR
Derbyshire Wildlife Trust is registered in England and Wales, company number 715675. Registered charity number 222212.

THE TRUST GROWS TO £5M BY 2025

Increase membership income
2025 aim: £944,408
20-21 aim: £580,000
actual: £471,000

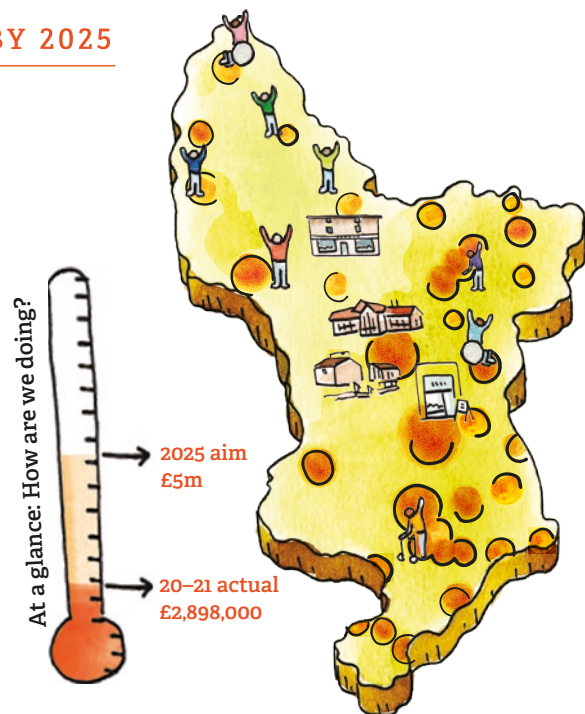
Members heat map
Map highlights areas with highest density of memberships

Increase commercial income
2025 aim: £580,000
20-21 aim: £235,244
actual: £58,000



Increase income from all sources
2025 aim: £5,000,000
20-21 aim: £2,900,000
actual: £2,898,000

A little note on some data across our maps: we've used approximate data. We've flagged these in the key. We're working hard to report against actuals next year.



33% OF DERBYSHIRE IS MANAGED FOR WILDLIFE BY 2030

Ha of land we have direct influence over
2030 aim: 7000 | 20-21 aim: 1200 | actual: 1040ha ↓

We achieve this in two ways, see points 1 & 2. We're also developing new partnerships & provide advice on land we have not yet mapped.

2. Ha of new land being rewilded that we have influence over
2030 aim: 700ha | 20-21 aim: 81ha | actual: 35ha ↓

DWT rewilded land see Thomhill Carrs

1. Total % of land managed for nature in Derbyshire
2030 aim: 33% | baseline: <5%

DWT Nature Reserves Local Wildlife Sites SSSIs in favourable condition

Successful DWT projects which ensure vulnerable species are in local recovery
2030 aim: 10 | 20-21 aim: 2 | actual: 3 ↑

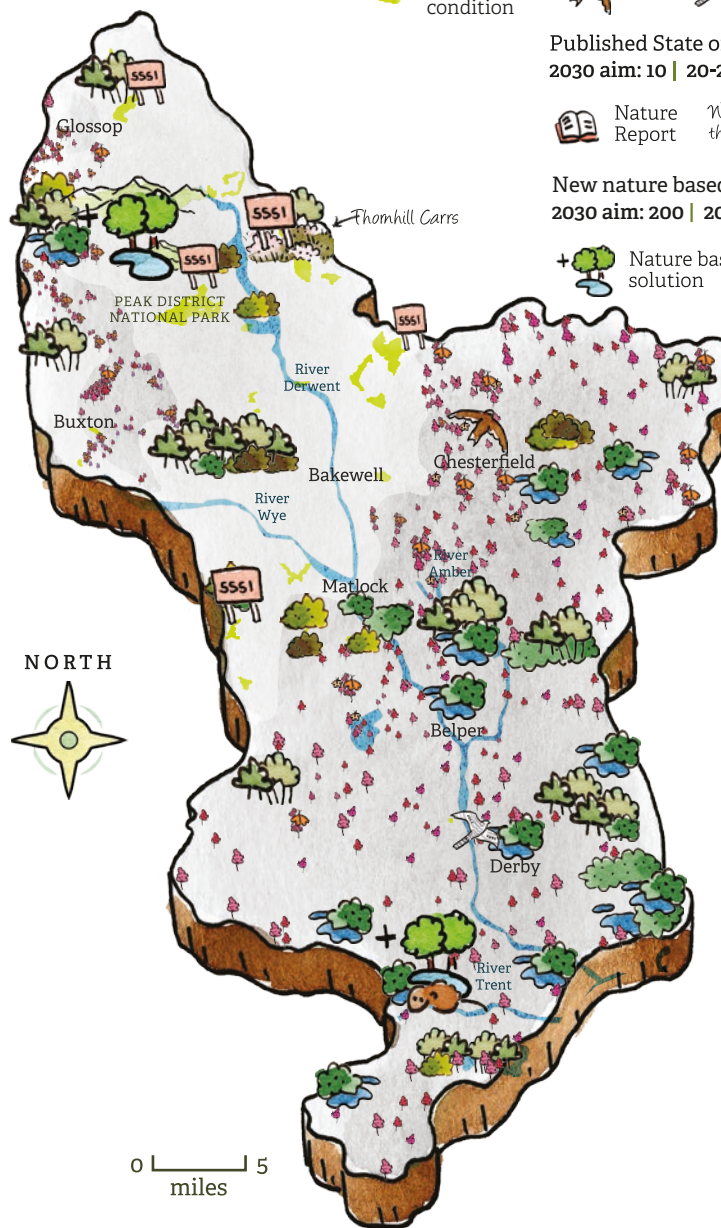
Swifts Peregrines Water Voles Countywide

Published State of Nature Reports
2030 aim: 10 | 20-21 aim: 0 | actual: 0 ✓

Nature Report We are all set to publish in the next few months

New nature based solutions initiated
2030 aim: 200 | 20-21 aim: 10 | actual: 0 ↓

Nature based solution We spent this year identifying nature based solutions that already exist.



33% OF DERBYSHIRE IS MANAGED FOR WILDLIFE BY 2030

a little note

We recognise that there is a lot more happening for nature in Derbyshire that we're not yet able to map. We're working with partners to decide what counts towards the 33% and hope to be able to plot this next year.

At a glance: How are we doing?

2030 aim: 33%
20-21 baseline: <5%

MORE PEOPLE NOTICE AND CARE

Wilder community engagements that improve the connection between nature & wellbeing
 2030 aim: 100,000 | 20-21 aim: 10,000 | actual: 5,400 ↓

Wilder community engagements Each one of these icons represents 1000 engagements

New programmes to connect new audiences
 2030 aim: 12 | 20-21 aim: 2 | actual: 2 ↑

Horizons 6th Form YMCA Key College

Developers/corporates who commit to biodiversity gain
 2030 aim: 1000 | 20-21 aim: 100 | actual: 144 ↑

Developers Corporates These are plotted randomly on map but exclude the Peak District National Park

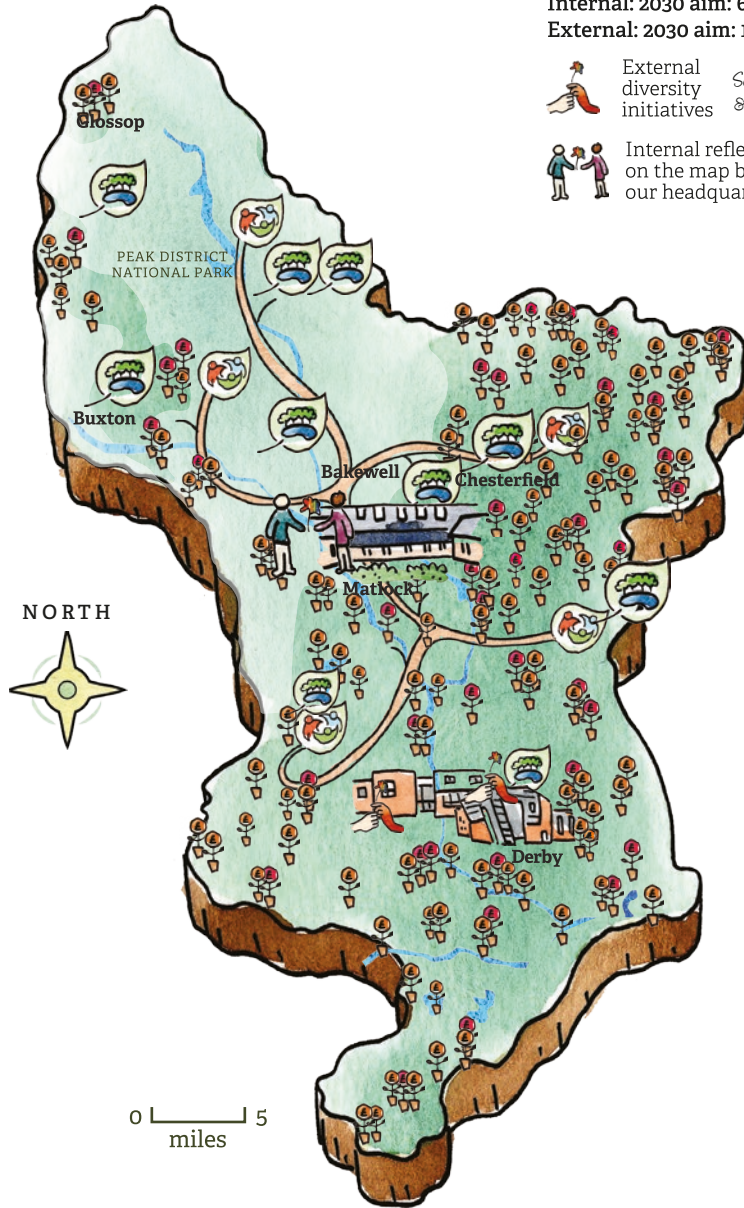
Wilder initiatives established in schools/public spaces
 2030 aim: 100 | 20-21 aim: 10 | actual: 10 ✓

Wilder initiatives

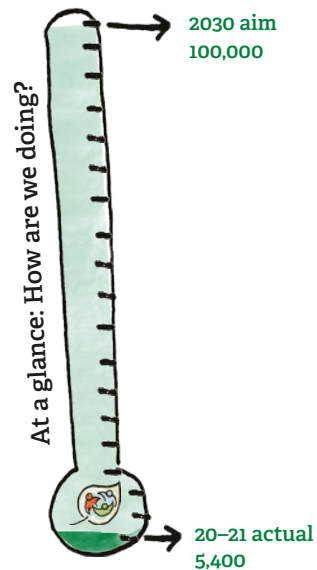
New initiatives to improve diversity & inclusion
 Internal: 2030 aim: 60% | 20-21 aim: n/a | actual: 32 % ↑
 External: 2030 aim: 15 | 20-21 aim: 0 | actual: 2 ↑

External diversity initiatives See Horizons 6th Form & YMCA Key College

Internal reflected on the map by our headquarters



WILDER COMMUNITY ENGAGEMENTS



1 IN 4 PEOPLE ACT FOR WILDLIFE BY 2030

People in Team Wilder
 2030 aim: 100,000 | 20-21 aim: 1,000 | actual: 0 ↓

Team Wilder people Delayed start until 2022

Team Wilder Champions
 2030 aim: 300 | 20-21 aim: 10 | actual: 8 ↓

Team Wilder Champions Plotted randomly

Corporate & agency relationships
 2030 aim: 160 | 20-21 baseline: 41

Corporate & agency relationships Some may be based outside of Derbyshire so not mapped

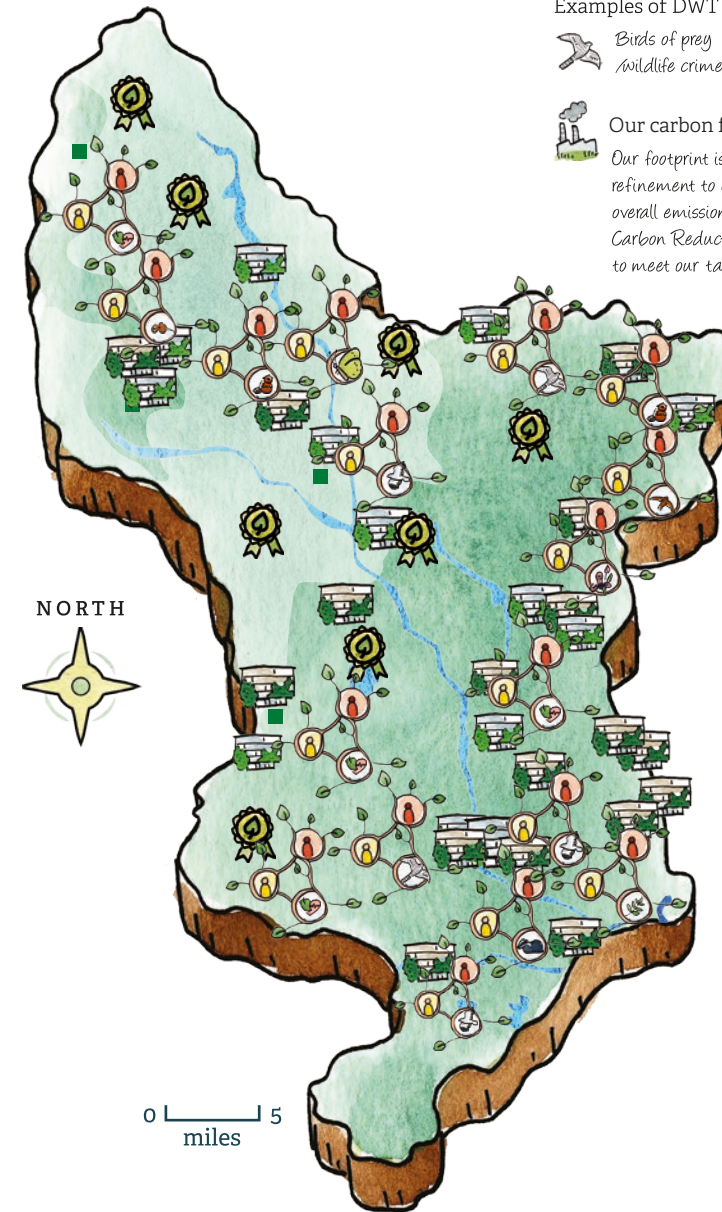
No. of people engaging in campaigns
 2030 aim: 100,000 | 20-21 aim: 15,000 | actual: 52,000 ↑

People engaging in our campaigns locally & nationally

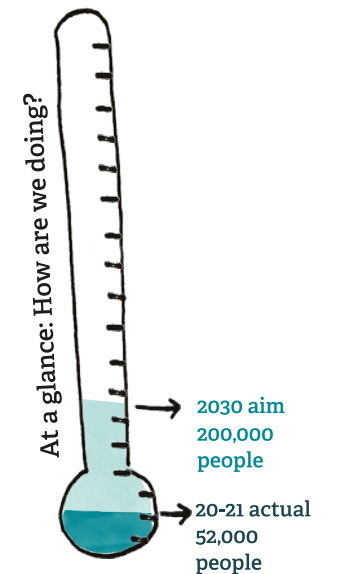
Examples of DWT campaigns

Birds of prey wildlife crime Campaign against the badger cull Took part in 30 Days Wild

Our carbon footprint for 19-20 is 267 tonnes CO₂e
 Our footprint is larger for 19-20 than our baseline footprint due to refinement to our carbon tool enabling us to better reflect our overall emissions. We are reviewing all our operations as part of our Carbon Reduction Strategy, including our livestock practices in order to meet our target of net zero by 2025.



1 IN 4 PEOPLE ACT FOR WILDLIFE



Approximate population of Derbyshire: 800,000